

January 2010
Volume 5, Issue 1

West Oakland SewNews

**American
Sewing
Guild**

Board Members

President:

Deborah Shoop
dshoop007@sbcglobal.net
248-477-6193

Treasurer:

Francoise Guttman
fguttman@twmi.rr.com
734-710-2774

Secretary:

Mary Ann Sherry
maryannsherry@yahoo.com
248-360-2775

1st Vice President /

Education:

Sharon Grisdale
sgrisdale@comcast.net
248-926-9536

2nd Vice President /

Membership:

Mary Geldhof
?????

Hospitality:

Beverly Weidendorf
weidendorf@yahoo.com
248-474-6771

Newsletter:

Cyrilla Menon
cyrilla@taiga.com
248-684-1682

Neighborhood Group

Coordinator:

Open Position

Community Service:

Caryle Smye
?????

Publicity

Deanna Nazaroff
dinazaroff@gmail.com
248-348-8514

Advancing Sewing as Art and Life Skill

Beth Ferrier Lecture / Workshop Follow Up

Beth Ferrier joined our ASG West Oakland Chapter in October for our annual meeting and two days of classes.

At the annual meeting once the votes were counted, confirming the officers for the New Year, Beth presented her quilts with wit and style. Adding Margie and Chris (dressed in coordination) as Vanna1 and Vanna2, the humor was tripled.

The training classes provided lots of material to improve our quilts and sewing techniques in general.





Spring Workshop

When winter comes can spring be far behind? Already we have to be thinking about the Workshop this spring which will be March 20, 2010. Square Rose, also known as Linda Lindsey, will be doing our educational workshop. At the workshop we will make a paper piece work purse for spring. You'll need one, right? The cost of the six hour workshop is \$50.00. The kits will be \$24.00: patterns, \$12. You can bring your own pattern and fabric, but should have everything cut out and ready to go before you get there. Linda needs at least a month's notice, if you want to order the kit. The workshop will be at the Orchard United Methodist Church between 13 and 14 Mile Roads. Time to start planning for spring.

(The pictured purses are examples her work – see www.squarerose.com for more examples.)

Contact Deborah Shoop to register:
dshoop007@sbcglobal.net
 248-477-6193



President's Message by Deborah Shoop

Dear Members,

Happy New Year! And Happy Sewing to all our members in 2010!

Did you make any New Year's Resolutions? Let's all just hope for a little more time to be sewing...

First I'd like to thank our out-going Chapter Advisory Board Member Marylyn Wolf and former Neighborhood Group Leaders Sandy Aasgaard and Mary Geldhof. These members gave generously of their time and talents for our guild during the last few years. THANK YOU!

A warm welcome to our newest Chapter Advisory Board Members: Mary Geldhof, who will be our VP for Membership and Caryle Syme who has agreed to be our Community Service Chairperson. Our newest Neighborhood Group Leaders are Sue Engle for the Farmington Group and Chris Topalian & Margie Kowalczyk for the Novi Group. Please give these new Group Leaders and all our volunteers a big thank you and lend them as much assistance as you can in the New Year.

Continuing in their positions are: Sharon Grisdale (VP Programs), Francoise Guttman (Treasurer), Mary Ann Sherry (Secretary), Cyrilla Menon (Newsletter), Deanna Nazaroff (Publicity), Beverly Weidendorf (Hospitality), Lyn Penny (Howell Neighborhood Group) and Barbara Tiews (Ann

Arbor Neighborhood Group). It is our giving and kind volunteers who make it possible for all of us to enjoy our Neighborhood Group Meetings and other Guild events and for our Guild to run smoothly. We have one position open on our CAB (Chapter Advisory Board): Neighborhood Group Coordinator. We are looking for someone to not only work with our current Neighborhood Group Leaders, but also to seek out new possibilities for our Guild's expansion. Our Chapter is still young and growing!

We start off 2010 with an excellent record of community service. We provided over 300 pillowcases to Hawthorn Center, over 200 catheter covers and pillows to Angela Hospice, and 65 Bereavement Envelopes to U of M Hospital Cardiac Care Unit. Our Neighborhood Groups have also given additional time and community service throughout 2009.

The Ann Arbor Group makes and donates heart-shaped pillows for breast cancer patients at U of M Hospital. The Howell Group has made blankets and bags for our servicemen and women overseas as well as their continuing donation of stuffed bears to the Howell police and fire departments for children in distress. The Farmington Group also collected embroidery threads, materials and hoops for fire-ravaged stitchers in Australia.

The need in our community continues, and I'm sure we'll all be giving lots of our sewing time

over to community service again in 2010. Holiday themed pillowcase kits will be available starting this January in your local Neighborhood Group meetings. Regular juvenile pillowcase kits will be available as well. Please give as generously of your time to those neediest members of our community as you can.

Thank you all for your continued support and generous giving to those in need.

Happy New Year!
Deborah

Community Service Totals for 2009

Hawthorn Center

90 Holiday Pillowcases
231 Regular Pillowcases

Angela Hospice

79 Pillows
137 Catheter Covers

U of M Hospital Cardiac Care Unit

65 Bereavement Envelopes

U of M Hospital Breast Cancer Patients



100+ Heart-shaped pillows

Our website has instructions for these projects!

Fabric Embellishments; The basics & beyond
 by Ruth Chandler, Liz Kettle, Heather Thomas, Lauren Vlcek.
 Published by Landauer Books, 2009.

All the usual suspects are included: weaving, embroidery, dyeing, stamping, etc. But some of the more unusual techniques explored include: burning, cocoons & rods, textiva, metal, rusting, etc. This book is organized in an unusual and helpful way: background techniques are grouped together, with soft and hard embellishment techniques following. I found this particularly helpful and their suggestions a bit more practical. The illustrations are very clear and inspiring. The spiral binding is always welcome!

Reviewed by Deborah Shoop



Quilting in No Time; 50 step-by-step weekend projects made easy
 by Emma Hardy
 Published by Cico Books, 2009


Lots of choices here, including flags, pillowcases, quilts, napkins, placemats, a variety of bags, things for babies, and a charming tea cosy. Attractive illustrations and clear instructions make these projects appear truly “easy” and doable in a weekend.

Reviewed by Deborah Shoop

Easy Japanese Quilt Style; 10 stylish but simple projects inspired by Japanese fabric
 by Julia Davis & Anne Muxworthy.
 Published by David and Charles, 2009

An eclectic collection of projects, including quilts, bags, needle cases and a handmade kimono doll. The directions seem quite clear with many illustrations and color pictures of the projects for comparisons. Provides a use for especially large and appealing prints in wall hangings and pillows. Includes alternate suggestions for fabric choices other than the ones pictured.

Reviewed by Deborah Shoop



I Heart Patchwork; 21 irresistible zakka projects to sew
 by Rashide Coleman-Hale
 Published by Interweave Press, 2009.

Just in case you haven’t had enough yet of zakka and softies projects on your favorite blog or website, here are 21 more projects that take the cute to a whole new level. Isn’t that what zakka means? The coasters and travel sewing kit are especially cute. Things for the home, things for kids, a quilt and a pillow – lots of different appealing projects are included. There’s even a very nice sewing machine cover. Good instructions, better pictures.

Reviewed by Deborah Shoop

Howell Day Group by Lyn Penney

Our November meeting consisted of a demonstration by Barb Pinneo, co Owner of The Stitchery in Howell, where we hold our ASG meetings 1-3, every 3rd Wednesday. The demonstration was an Heirloom appliqué technique called Fil-tire. The samples of this technique contained basic decorative stitches on our machine, just by changing the stitch length and width. A wing needle was used in making some of the decorative stitches along with a regular sewing machine needles

This technique can be used on Linens, blouses, pockets and wherever your imagination takes you. Future projects for this year will be make over sweatshirts, fabric bowls, a purse made from a paper bag pattern, and charity work. The above pictures are of our group, Barb is in the red sweater. Everyone is welcomed to come for a visit, or join our group.



SEWING ANGELS HELP WANTED!

Join the Sewing Angels, a volunteer group of ASG women, who sew fleece blankets for our troops wounded in Iraq and Afghanistan. Since joining forces in August 2007, the group has sent over 1000 blankets! Our hospital contact in Germany tells us that they see over 1000 patients per month and how much our blankets are making a difference to soldiers sent there for recovery.

The blankets are simple sewing; minimum size 45x60, maximum size 60x80. Although, many of us make patchwork blankets to economize on fleece by using scraps or smaller pieces, or embellish with embroidery and/or appliqué. Creativity is encouraged!

So join us...you can sew at home and/or join our monthly gatherings where you will meet others who enjoy sewing while making a contribution to our troops!

Other ways to participate in our effort are through cash donations, or fleece donations of 2 ¼ yard pieces (no real light colors) or fleece scraps of at least 8 inch square, or gift cards to Jo Ann or Wal-Mart.

FOR MORE INFORMATION CONTACT Lyn Penney, Howell ASG Neighborhood Group Leader, at: lpenny@chartermi.net



Ann Arbor Group

by Barbara Tiews

The Ann Arbor Daytime group has seen a number of changes this year. We have changed our schedule to meet April through December, changed our location to Viking Sewing Center in Ann Arbor, and worked on creating a diverse number of activities to increase our sewing skills and utilize the many talents within our group.

In August we had a fitting session using Vogue 8323, a princess seam knit shirt with three views. We cut and basted our shirts at home, adding 1" seam allowances so that alterations could be made. During our meeting, we disassembled and reassembled our shirts wherever necessary to achieve a good fit. In the midst of the session, we found a drafting error in the Vogue pattern. Sometimes our fit problems can come from the pattern, not just because our measurements differ. The session was a great success.

In October, we brought pre-sewn hearts for our Sew for the Cure project, and finished stuffing and sewing 84 heart pillows for breast cancer recovery patients at University of Michigan hospital

January, February, March 2010: No scheduled meeting.

April 14 (Nita Clufetos): Round Robin sewing techniques. We will have stations to teach the following techniques:

- Rachel H... Hand-picked zipper
- Jane J... chevroned cuffs
- Diana S... Bishop sleeve packet
- Barb T... bias under collar

May 12 (Sonia Whitley): Show and tell, troubleshooting. We will bring garments that we have completed or ones that we can help each other fix.

[Bishop meeting May 20 and 21]

June 9 (Barb Tiews): planning for the next year

Farmington Hills Day Group

by Sue Engles

We have had some great meetings this fall. In September, Barb Haberstroh showed the group how to make "Humbug" bags. Barb made kits, and we were all able to take home a completed bag. In October, Marylyn Wolf showed us the clever "Magic 9 Patch" quilt method, and folded coasters too. Our November meeting was Deborah Shoop, and silk ribbon embroidery. Deborah showed us how to make a lovely iris with just a few stitches, amazing! Our holiday get-together was Dec 14th. Plans for 2010:

January- Shibori dyeing on a wine bottle , Joan Koelsch

February- Beaded bracelet, MaryAnn Sherry

March- Community service

April- Quick Quilt, Sue Engel

May- Paint, print, stamp fabric, Mary Geldhof

ASG Farmington neighborhood group had an extra community service day in November. The picture shows a few of the group who gave their time to work on cutting and sewing pillowcases for the Hawthorne Center.



In case you didn't know, Fabric Warehouse Romulus and Hoover Rd. have been closed for 2 weeks now. We have been working on setting up our **New Fabric Warehouse Superstore opening January 4th, 2010**. Both stores, Romulus & Hoover Rd, are closed and making 1 giant Superstore now **open 6 Days a Week** with fabrics starting at \$1.99/yd!

Fabric Warehouse Superstore
1993 Tobsal Ct.
Warren, MI 48091
586-756-2117

Fabric Warehouse
www.fabricwarehouseonline.com

Novi Nighttime Group by Chris Topalian & Margie Kowalczyk

The holiday dinner with some of our Novi sewers was a delightful evening. We enjoyed the meal, catered by a Matter of Taste. Our hostess Sandy Aasgaard set a beautiful table and her home was decorated nicely for the holidays.

From the new co-leaders:

It was an intimate group, a night of laughter and sharing.

Well we are learning as we go. We will probably have this co-chair leading figured out just before we bow out. Thankfully we have two great fall back leaders with Sandy Aasgaard and Deborah Shoop here to remind us of what we are supposed to know. We are lucky that the members of this group are fun, creative, interesting women and we are looking forward to many great programs and lots of sharing in 2010.

Program Schedule 2010:

January-Caryle Syme *Pin Weaving*

The pin weaving project will be a hands-on-project which will allow you to make a pin weaving of approximately 6 inches by 8 inches. This pin weaving can be used in a number of different ways such as displayed in a frame or as a decorative element on a purse you have made. If you would like to make a pin weaving please bring the following items to our meeting:

- A padded board to use as a work surface. This can be two pieces of cardboard (approximately 8 inches by 11 inches) covered with a heavy cotton like denim.
- One piece of fusible iron on interfacing (any weight) as large as your intended project
- Straight pins
- Yarn or ribbons-the funkier the better
- Embroidery Needle-dull point is best
- Caryle will bring in some pearl cotton for the class



February-Sharon Grisdale *Coats and Jackets the Easy Way*

Remember the old Rolling Stones song "I Don't Get No Satisfaction"? Well, if you haven't been sewing for yourself because you don't have time, can't seem to get the fit right, etc., here are some ideas for you. Coats and jackets can be made without linings, hems, interfacings or fitting problems. We will discuss materials and patterns that lend themselves to these quick, easy projects. I'll bring examples. You just might get a little satisfaction sewing for yourself in the near future, you never know!

March-Sandy Aasgaard *Cape Scarf*

This will be a hands-on project to make a cape scarf to wear in the spring.

April-Community Service

Treat Schedule 2010

January-Cyrilla Menon

February-Carol Richards

March-Chris Topalian

April-Fran Guttman

May-Lilian Papich

Neighborhood Group Meetings

Ann Arbor (A)

When: Second Wednesday, 10-12:30 PM
Where: 230 Collingwood Ave (2-story office building)

- ✂ Jan, Feb, Mar – No meetings
- ✂ Apr 14, Round Robin sewing, Nita Clufetos
- ✂ May 12, Show and tell troubleshooting, Sonia Whitley
- ✂ Jun 9, Planning, Barb Tiews

Howell (H)

When: Third Wednesday, 1-3:30PM
Where: Stitchery, 1129 E. Grand River Ave., Howell, MI 48843
 517-548-1731
Directions: Driving west on 96, take exit 141, turn left on Grand River and drive 3 miles.

- ✂ Jan 20 – Purse from a Tie / pattern from a paper bag
- ✂ Feb 17 – Sweatshirt Makeover
- ✂ Mar 17 – Printing Pictures on material
- ✂ Apr 21 – Fabric Bowls
- ✂ May 19 – Charity
- ✂ Jun – Luncheon

Farmington Hills (F)

When: Second Monday, 1-3PM
Where: Vagnozzi Center, Heritage Park, Farmington Road, Farmington Hills, MI
Directions: Halfway between 10 Mile and 11 Mile Road on the west side.

- ✂ Jan 11, Shibori Dyeing on a Wine Bottle, Joan Koelsch
- ✂ Feb 8, Beaded Bracelet, MaryAnn Sherry
- ✂ Mar 9, Community Service
- ✂ Apr 12, Quick Quilt, Sue Engel
- ✂ May 10, Paint / Stamp Fabric, Mary Geldhof

Novi (N)

When: Fourth Wednesday, 7PM
Where: Novi Civic Center, 45175 West Ten Mile Rd. Novi, MI 48375, 7PM
Directions: On 10 Mile, between Novi Road and Taft. Parking in back. Look for the sign giving the room number.

- ✂ Jan 27, Pin Weaving, Caryle Smye
- ✂ Feb 24, Coats and Jackets the Easy Way, Sharon Grisdale
- ✂ Mar 24, Cape Scarf, Sandy Aasgaard
- ✂ Apr 28, Community Service

Other Events (G)

- ✂ Feb 2, Board Meeting, Vagnozzi Center, FH
- ✂ Mar 20, Spring Workshop, Paper Piecing Purse, Linda Lindsey

JANUARY						
S	M	T	W	T	F	S
					1	2
3	4	5	6	7	8	9
10	F	12	13	14	15	16
17	18	19	H	21	22	23
24	25	26	N	28	29	30
31						

FEBRUARY						
S	M	T	W	T	F	S
	1	G	3	4	5	6
7	F	9	10	11	12	13
14	15	16	H	18	19	20
21	22	23	N	25	26	27
28						

MARCH						
S	M	T	W	T	F	S
	1	2	3	4	5	6
7	F	9	10	11	12	13
14	15	16	H	18	19	G
21	22	23	24	25	26	27
28	29	30	31			

Links / Announcements

There has been an interest in making mittens from recycled wool sweaters. Following are the links to several good blogs and sites that show you just how to make these beauties. I thought that I would post this early for gift giving and craft shows, so have fun!

Video:

<http://studio5.ksl.com/?sid=4456414&nid=61>

Pattern:

<http://media.bonnint.net/slc/907/90740/9074084.pdf>

<http://www.instructables.com/id/Make-Mittens-for-Buy-Nothing-Day/>

http://frugalliving.about.com/od/craftsgifts/ss/Sweater_Mittens.htm

<http://www.marthastewart.com/article/sweater-mittens-with-molly>

http://www.ehow.com/how_4668425_mittens-out-old-sweaters.html

http://www.scholastic.com/dearamerica/activities/crafts/storm_mittens.htm

<http://www.urbanthreads.com/pages?id=229>

http://breakingeven.typepad.com/my_weblog/2009/01/too-cute-tuesday-felted-mittens.html

Contributed by Cathey Studnicki

SeaWatch Fabrics

www.seawatchfabrics.com

Specializing in asian and batik style quilting fabrics.

<http://www.whittlesfabrics.com>

This is a web-site for a fabric store that sells top quality fabric at wonderful prices.

<http://www.facebook.com/americansewingguild>

Another link to put in the paper.

<http://groups.yahoo.com/> You can enter an interest, eg. "redwork" or "Janome" or "applique" in the search box, and find Yahoo groups for whatever you want.

I have been downloading embroidery patterns from embroidery library. The patterns sew out beautifully and come in a variety of sizes if you don't have a sizing program. The website also runs sales and \$1.00 specials. I was able to do most of my gift from this site and was very happy with the results. – SUSAN CLINE



Fabrics for the Artist in You

1850 Grindley Park
Dearborn, MI 48124
313-561-1111

www.materialgirlquilt.com
ASG Discount Code: ASG2007



The Stitchery
Janome Sewing Machine Dealer

1129 East Grand River
Howell, MI 48843

Phone: 517-548-1731
Email: stitchry@ism.net
Website: thestitcheryonline.com

All Stitched Up

Enhancing your sewing experience through inspiration & service

Sales, Service,
Accessories & Classes

31691 Grand River Avenue
Farmington, MI 48336
Phone: 248-426-8711
Fax: 248-426-8721
stitch2stitch@comcast.net

Nothing Sews Like A Bernina. Nothing.
BERNINA

JoAnn's – free shipping over \$25

Haberman's – 10% discount

The Stitchery – the choice of a straight 10% discount or a special discount after a certain amount is spent in the store. Their computer system calculates that for you without requiring you to remember your card - or that you have one!

